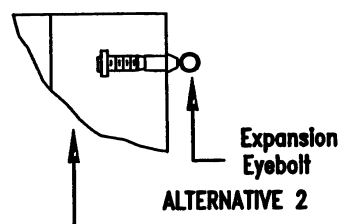


ALTERNATIVE 1

Eyebolt cast in concrete beam or wall.


If point of service attachment can be determined before construction then eyebolt should be installed during construction.



ALTERNATIVE 2

Expansion Eyebolt

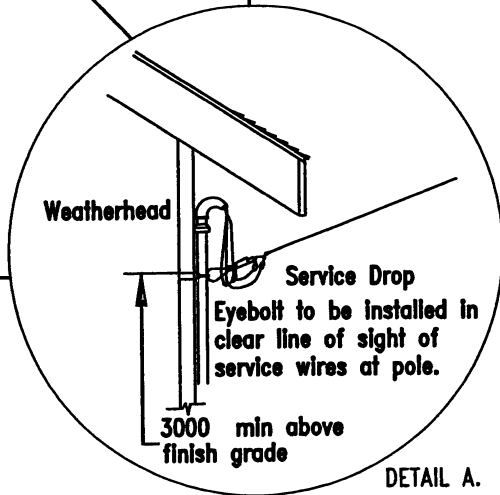
Use expansion screw eye in poured concrete walls or beams.



ALTERNATIVE 3.

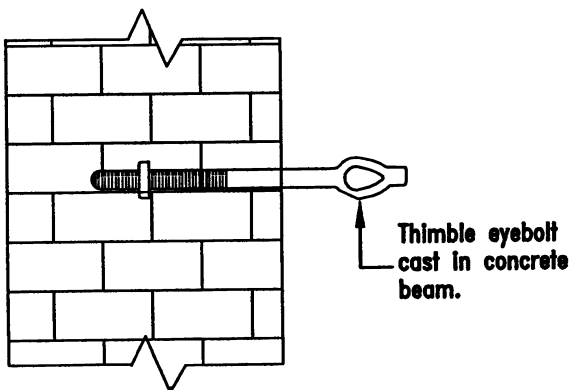
Toggle screw eye.

A toggle screw eye may be installed on hollow tile or block walls.



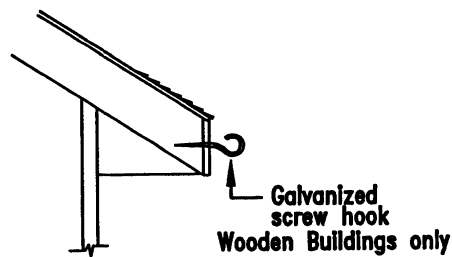
DETAIL A.

Showing Service Drop Installation.



ALTERNATIVE 5.

For services above 100 amps a thimble eyebolt must be installed in the wall of the building.



ALTERNATIVE 4.

Galvanized screw hook
Wooden Buildings only

A galvanized screw hook by BL&P will be installed on wooden structures ONLY less than 100amps

ATTACHMENT OF SERVICE

CABLES AT BUILDINGS